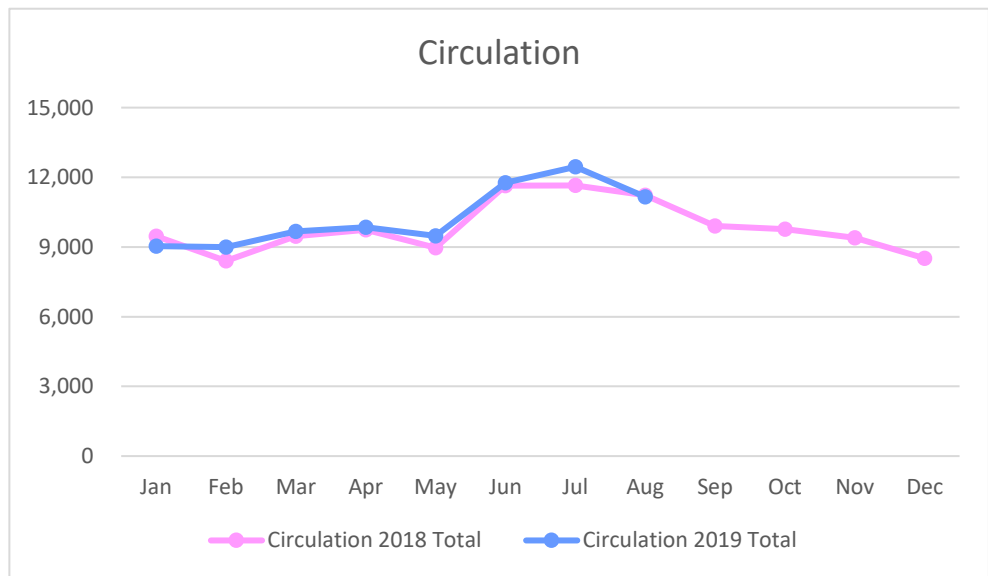


# Elm Grove Public Library

## Activity Report

### Circulation

	2018			2019			Y-T-Y Change	
	Shelved	Overdrive	Total	Shelved	Overdrive	Total	Total Circulation	
<b>Jan</b>	8,840	621	9,461	8,346	691	9,037	(424)	-4.48%
<b>Feb</b>	7,824	578	8,402	8,261	734	8,995	593	7.06%
<b>Mar</b>	8,810	662	9,472	8,958	719	9,677	205	2.16%
<b>Apr</b>	9,080	661	9,741	9,128	722	9,850	109	1.12%
<b>May</b>	8,396	578	8,974	8,735	751	9,486	512	5.71%
<b>Jun</b>	10,987	655	11,642	10,921	849	11,770	128	1.10%
<b>Jul</b>	10,960	689	11,649	11,626	824	12,450	801	6.88%
<b>Aug</b>	10,491	737	11,228	10,336	820	11,156	(72)	-0.64%
<b>Sep</b>	9,185	717	9,902					
<b>Oct</b>	8,999	771	9,770					
<b>Nov</b>	8,768	628	9,396					
<b>Dec</b>	7,805	709	8,514					
<b>Y-T-D</b>	<b>110,145</b>	<b>8,006</b>	<b>118,151</b>	<b>76,311</b>	<b>6,110</b>	<b>82,421</b>	<b>1,852</b>	<b>-30.24%</b>

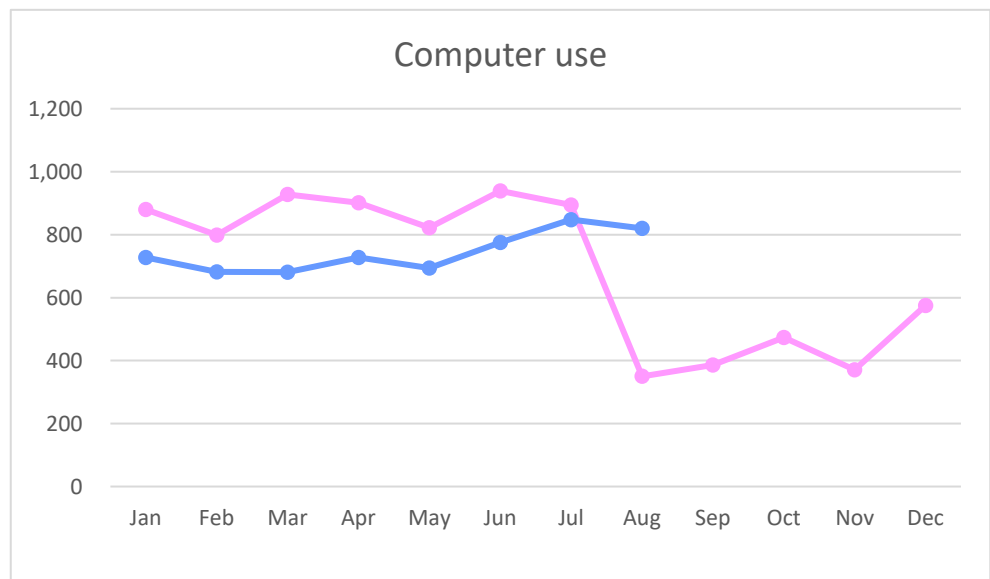


# Elm Grove Public Library

## Activity Report

### Computer Use

	2018			2019			Y-T-Y Change	
	Library	Wi-Fi	Total	Library	Wi-Fi	Total	Total Usage	
<b>Jan</b>	444	436	880	401	327	728	(152)	-17.27%
<b>Feb</b>	411	388	799	375	307	682	(117)	-14.64%
<b>Mar</b>	476	452	928	380	301	681	(247)	-26.62%
<b>Apr</b>	465	436	901	401	327	728	(173)	-19.20%
<b>May</b>	366	456	822	383	311	694	(128)	-15.57%
<b>Jun</b>	475	464	939	360	415	775	(164)	-17.47%
<b>Jul</b>	425	469	894	404	444	848	(46)	-5.15%
<b>Aug</b>	339	11	350	433	387	820	470	134.29%
<b>Sep</b>	386	0	386					
<b>Oct</b>	473	0	473					
<b>Nov</b>	371	0	371					
<b>Dec</b>	392	183	575					
<b>Y-T-D</b>	<b>5,023</b>	<b>3,295</b>	<b>8,318</b>	<b>3,137</b>	<b>2,819</b>	<b>5,956</b>	<b>(557)</b>	<b>-28.40%</b>

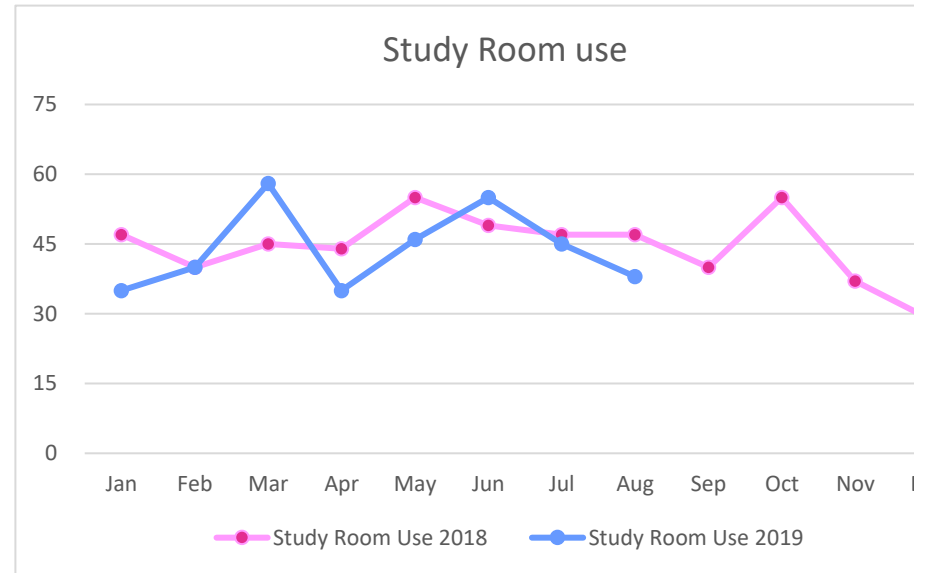


# Elm Grove Public Library

## Activity Report

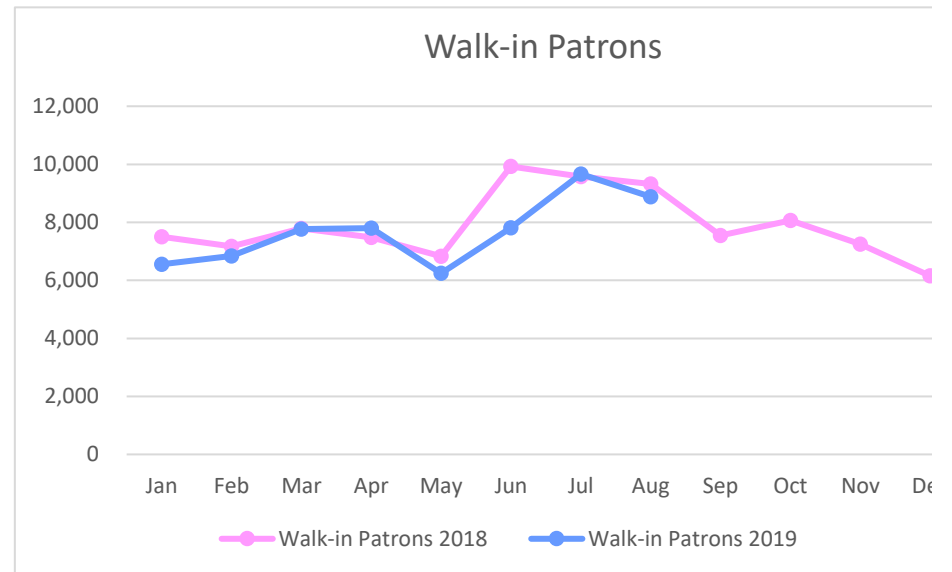
### Study Room Use

	2018	2019	Y-T-Y Change	
Jan	47	35	(12)	-25.53%
Feb	40	40	0	0.00%
Mar	45	58	13	28.89%
Apr	44	35	(9)	-20.45%
May	55	46	(9)	-16.36%
Jun	49	55	6	12.24%
Jul	47	45	(2)	-4.26%
Aug	47	38	(9)	-19.15%
Sep	40			
Oct	55			
Nov	37			
Dec	29			
<b>Y-T-D</b>	<b>535</b>	<b>352</b>	<b>(183)</b>	<b>-34.21%</b>



### Walk-in Patrons

	2018	2019	Y-T-Y Change	
Jan	7,505	6,549	(956)	-12.74%
Feb	7,174	6,845	(329)	-4.59%
Mar	7,790	7,763	(27)	-0.35%
Apr	7,476	7,797	321	4.29%
May	6,828	6,241	(587)	-8.60%
Jun	9,924	7,813	(2,111)	-21.27%
Jul	9,581	9,663	82	0.86%
Aug	9,319	8,879	(440)	-4.72%
Sep	7,550			
Oct	8,070			
Nov	7,245			
Dec	6,153			
<b>Y-T-D</b>	<b>94,615</b>	<b>61,550</b>	<b>(33,065)</b>	<b>-34.95%</b>

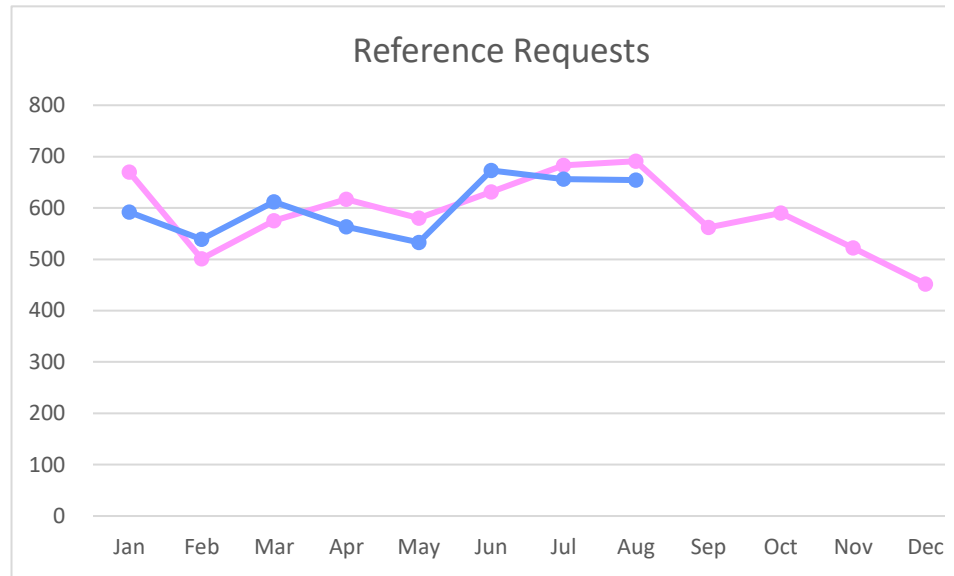


# Elm Grove Public Library

## Activity Report

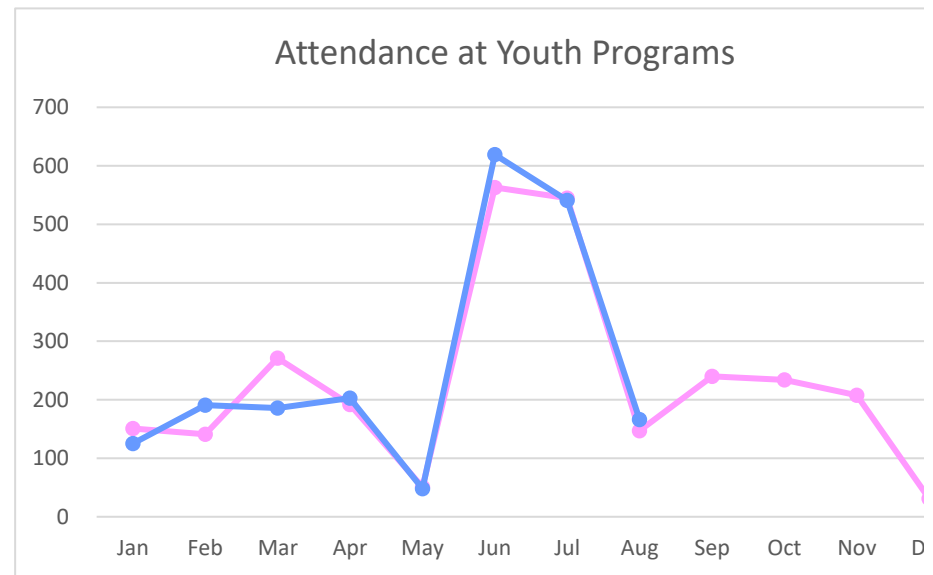
### Reference Requests

	2018	2019	Y-T-Y Change	
Jan	670	592	(78)	-11.64%
Feb	501	539	38	7.58%
Mar	575	612	37	6.43%
Apr	617	563	(54)	-8.75%
May	580	533	(47)	-8.10%
Jun	631	673	42	6.66%
Jul	683	656	(27)	-3.95%
Aug	691	654	(37)	-5.35%
Sep	562			
Oct	590			
Nov	522			
Dec	452			
<b>Y-T-D</b>	<b>7,074</b>	<b>4,822</b>	<b>(2,252)</b>	<b>-31.83%</b>



### Attendance at Children's Programs

	2018	2019	Y-T-Y Change	
Jan	151	125	(26)	-17.22%
Feb	141	191	50	35.46%
Mar	271	186	(85)	-31.37%
Apr	192	203	11	5.73%
May	51	48	(3)	-5.88%
Jun	563	619	56	9.95%
Jul	545	541	(4)	-0.73%
Aug	147	166	19	12.93%
Sep	240			
Oct	234			
Nov	208			
Dec	31			
<b>Y-T-D</b>	<b>2,774</b>	<b>2,079</b>	<b>(695)</b>	<b>-25.05%</b>



# Elm Grove Public Library

## Activity Report

### Adult Programming attendance

	2018	2019	Y-T-Y Change	
Jan	161	233	72	44.72%
Feb	119	130	11	9.24%
Mar	216	156	(60)	-27.78%
Apr	173	238	65	37.57%
May	219	136	(83)	-37.90%
Jun	320	148	(172)	-53.75%
Jul	89	147	58	65.17%
Aug	97	100	3	3.09%
Sep	149			
Oct	119			
Nov	150			
Dec	43			
<b>Y-T-D</b>	<b>1,855</b>	<b>1,288</b>	<b>(567)</b>	<b>-30.57%</b>

